



BATTERIES


THE LIFELINE OF YOUR SCOOTER

For more information on scooter maintenance visit: www.clearwellmobility.co.uk/repairs-and-maintenance


CHARGING YOUR SCOOTER BATTERIES



To get the best out of your batteries you need to follow a strict charging regime.



You should always charge your scooter batteries for between 8 and 10 hours at a time after every use.



The charging process goes through cycles and 8-10 hours is required to go through all the charging cycles.



DO NOT put your batteries on charge for just a couple of hours. This will not allow the batteries to go through a full cycle.

BATTERY LIFE



Like all things, batteries have a life expectancy. The years below are given as a guide only.

Sealed Lead Acid: 2-3 years
Gel Based: 5 years

REPLACEMENT BATTERIES



Replacement batteries are available from Clearwell. Prices vary depending on size and type of battery. We also offer a fitting service for all batteries purchased in store.

IMPORTANT NOTES




Always plug the charger in to the scooter before plugging it in to the mains



If you do not use the scooter or charge the batteries, they will gradually lose their charge and shorten their lifespan.



Chargers can get hot when in use. Avoid contact with skin and surfaces that are affected by heat.



This will accelerate during the colder months and you should charge the batteries at least every fortnight during cold weather.

For help and assistance with all aspects of battery care, please call our After Sales team on

01444 253 300